

Connect *your* life to your
home and your security



Texecom Connect


Interact, control and integrate your Texecom security system like never before

Texecom Connect opens a new world of possibilities for Texecom security systems. For too long, security systems have been separated and isolated from the outside world - only providing information when the worst happens, confusing and intimidating the very people who use them and lacking connectivity and compatibility with external systems that could benefit from the intelligence and information contained within.

With Texecom Connect, everything changes.

Texecom Connect is compatible with all Premier Elite security systems

Texecom Connect introduces three new connectivity options to transform the ownership experience, enable past, present and future Texecom Premier Elite systems to add value every day, and to interface with leading 3rd party ecosystems:

Texecom Connect App	Texecom Connect SmartCom	Texecom Connect API
<p data-bbox="145 1693 512 1756">New smartphone application for iOS operating systems</p> 	<p data-bbox="644 1693 951 1756">Texecom Connect ethernet communicator</p> 	<p data-bbox="1046 1693 1490 1756">Protocol to interface and integrate with 3rd party solutions</p> 

Texcom Connect App

Texcom's extensive end user research has clearly indicated a gap between what end users want and what security systems currently deliver. Today, security and 'peace of mind' are the two main qualities that end users are seeking, but once a system is put in place a large majority of people simply do not use their security system. Despite the average costs of burglary in the UK estimated to be £2,525 in damaged and stolen items, only 33% of people with a security system turn it on and 83% of consumers have difficulty using their intelligent devices.



The Texcom Connect App completely transforms the end user experience. The Texcom Connect App provides an environment where end users actively want to interact with their home, enjoy the new possibilities that are open to them and receive the peace of mind that comes with knowledge and control.

Texcom Connect uses technology to make people's lives easier, not more complex. The Texcom Connect App has been carefully designed to allow end users access to an array of custom features, to tailor their app experience for their own personal and particular needs, without resorting to complicated programming.




The Timeline

Central to the Texecom Connect App experience is the timeline. Both past and programmed events are clearly presented, giving the user instant access to review events that have transpired.

This 'at a glance' timeline allows users to manage their connected security system how they want to. Some users may choose to manage by exception, and only be notified and interact when changes or events occur that differ from what they expect. Others may want to actively manage their property and make regular changes to the alarm and home automation functions.

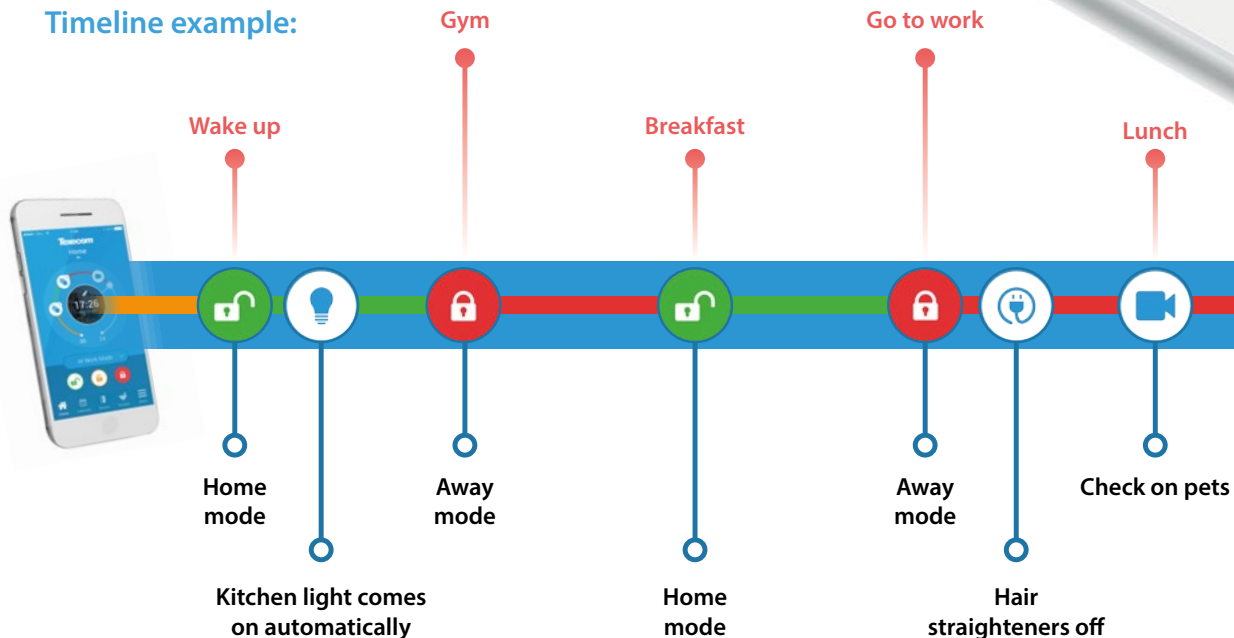
Whatever they choose, it is all made possible from a clear and unambiguous status screen.

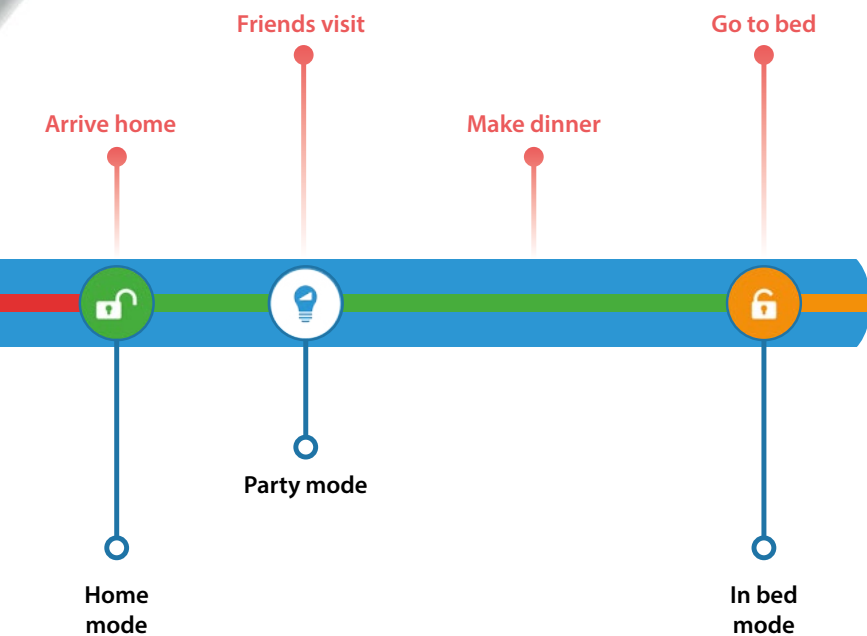


"To make our lives easier, we want to be able to create an ecosystem of all our devices to control and automate our home."



Timeline example:

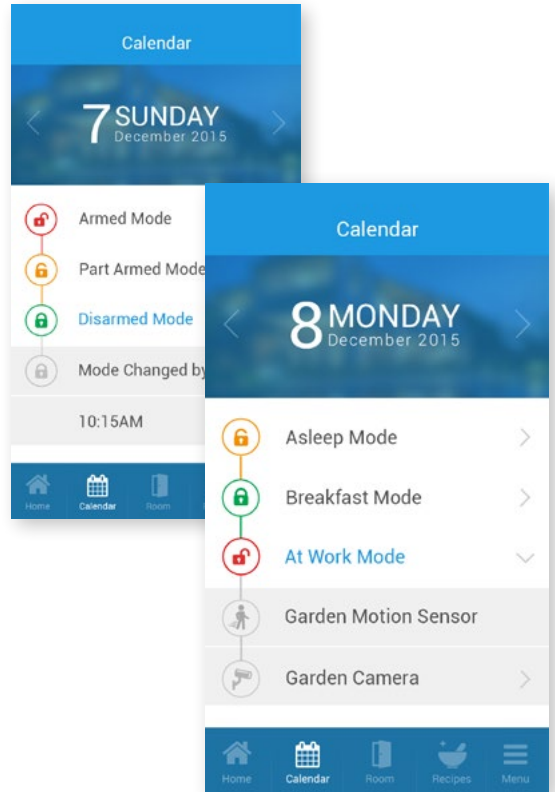




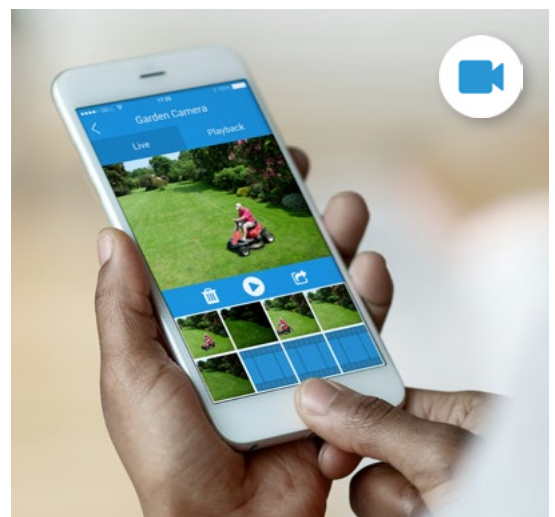
Calendar

The calendar offers a detailed day-by-day record of the previous two weeks events, with one week of recorded video footage.

By accessing the calendar, users can view past activity including device activations, home automation recipes and system mode changes. Recorded camera footage can be viewed directly from the calendar as well as the option to view live camera footage.



- See all the events of the day
- Arranged by system status
- Go back and review previous days
- View stored video linked from the calendar or watch a live video stream






Devices

Devices connected to the system can be used to create home automation effects. Devices can be security alarm components or home automation products, and in the future web based alerts such as weather predictions, daylight hours and so on.

Security alarm devices can be used for home automation, without affecting the integrity of the security alarm system itself. With Texecom Connect security is paramount, and the app has been designed to ensure that end users cannot inadvertently affect the operation of their security system.

Device examples:

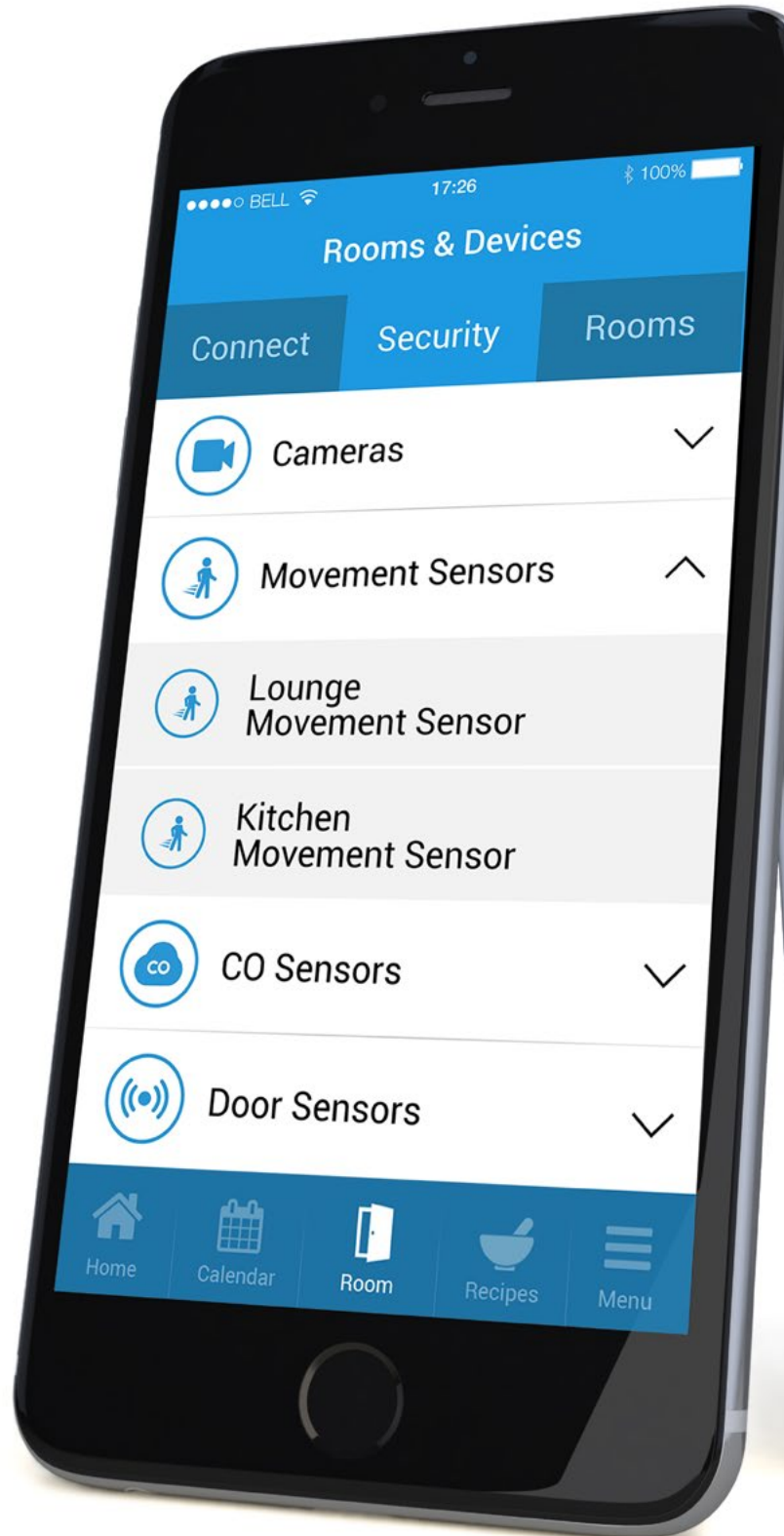
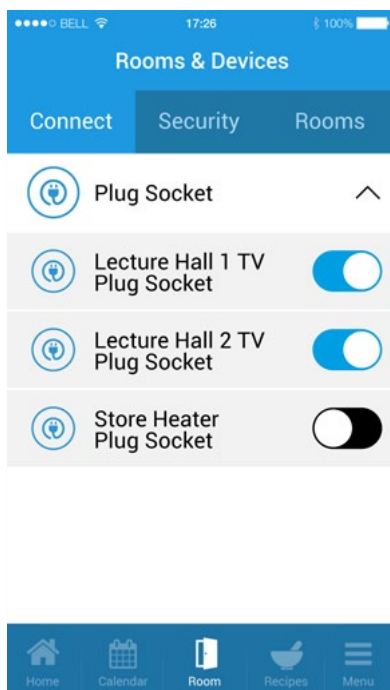
Texecom Connect SmartPlug and cameras.




"I want to be informed and in control over all aspects of my building. Access to real time information and automating systems will help me reduce operating costs."

Devices example:

Device status clearly displayed



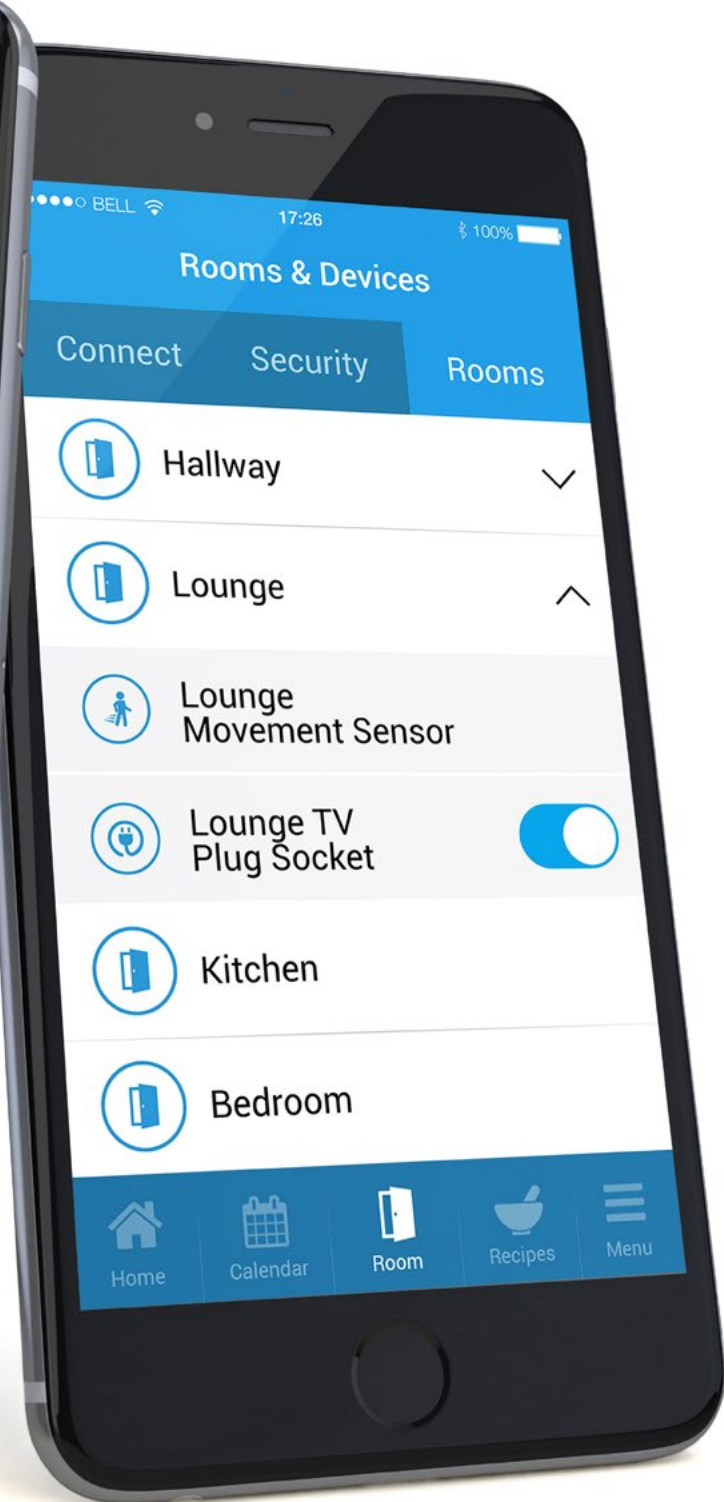


Rooms

Devices are allocated to rooms within the Texecom Connect App, which makes locating devices and creating home automation recipes from multiple devices in a room easy and intuitive.

During commissioning of the Texecom Connect App, security alarm devices are mapped into rooms by the security installer, making these devices accessible to the end user for home automation.

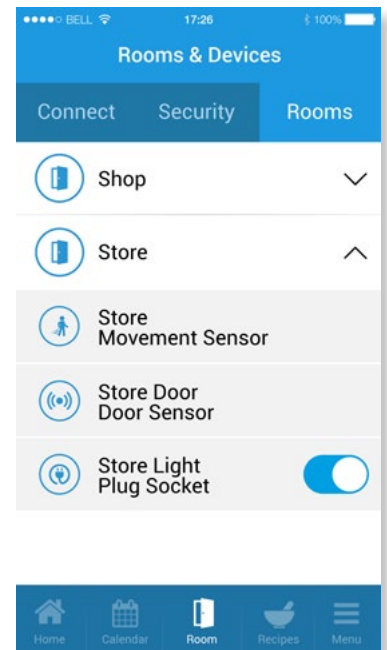
Rooms are the easiest way of using the Texecom Connect App, as the user can simply turn on and off devices directly from the room menu. By using rooms, each device in the system is accessed by no more than four button presses from the home screen, making the direct control of devices quick, easy and intuitive.



“I want to take control of my security and monitor my own business, working in tandem with my professionally monitored alarm”

Rooms example:

Rooms and devices for shop and store





Recipes

Recipes are a user-friendly way of describing the programming actions that are used for automation. The Texecom Connect App is programmed on the basis of cause and effect.

Example recipes include, 'when I enter through my front door and it is dark outside, turn on my hall light' or 'when someone is detected at my front door, send a notification message to my phone'.

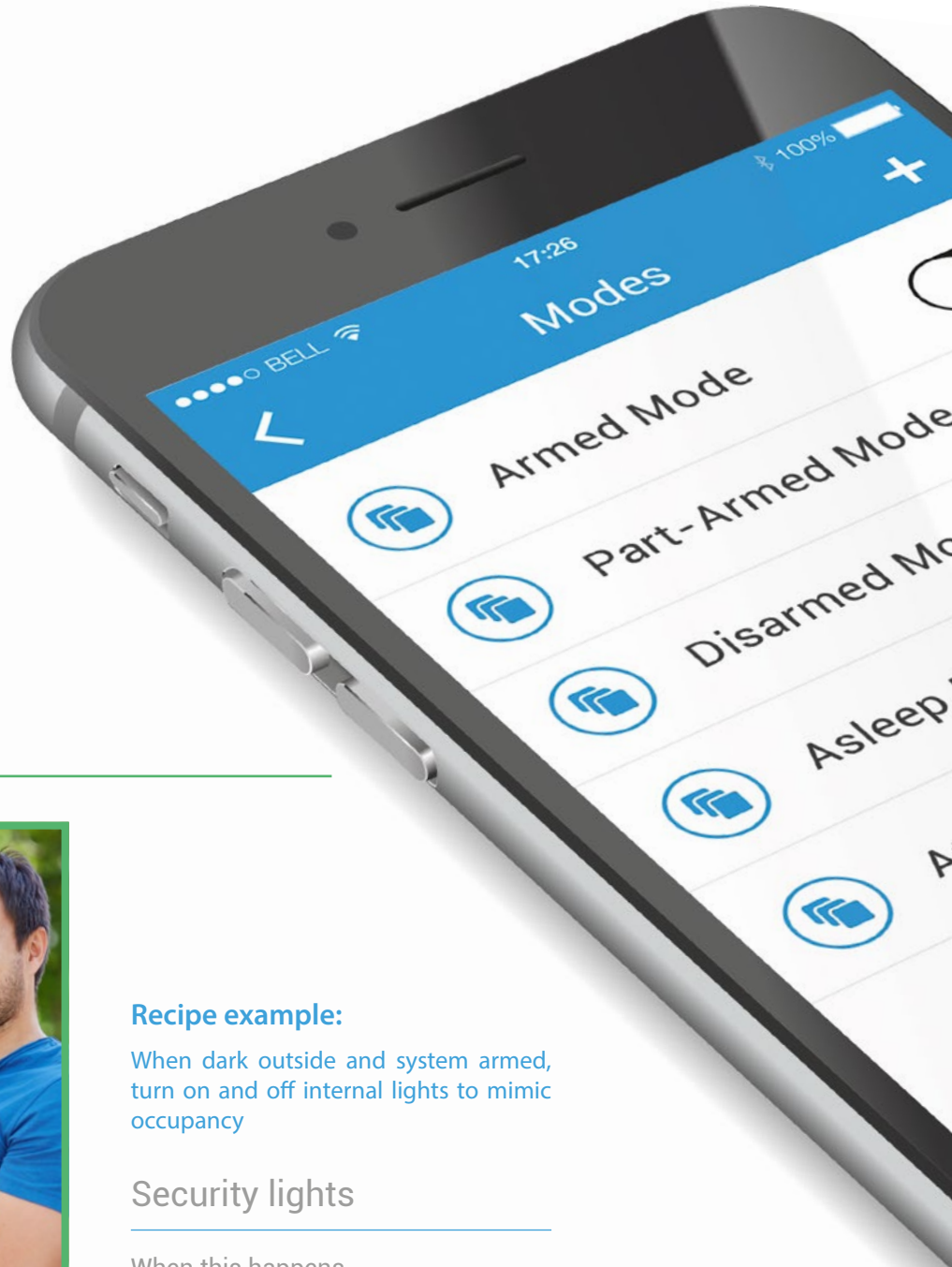
A range of recipes can be grouped into system modes, so certain recipes only take place depending on the mode of the system (in the examples above, you might want to have the app message when someone is at your front door to occur in modes when you are away from the premises).

How to programme a recipe:

IF
The alarm is disarmed AND motion is detected

THEN
Turn on the floor lamp

The diagram illustrates the logic for programming a recipe. It starts with the word 'IF' in orange, followed by the condition 'The alarm is disarmed AND motion is detected'. Below this, three circular icons are shown: a padlock with an open lock, an ampersand (&), and a person walking. Below these is the word 'THEN' in orange, followed by the action 'Turn on the floor lamp'. Below this, a circular icon of a floor lamp is shown.



"The perfect home security system should be able to adjust to us. It should be customisable as our needs change over time."

Recipe example:

When dark outside and system armed, turn on and off internal lights to mimic occupancy

Security lights

When this happens



I want this to happen



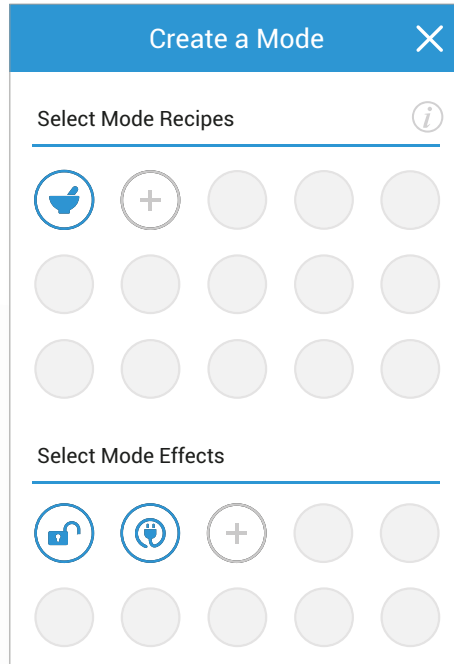


Modes

This is the basic method of operating the home security and automation system through the Texecom Connect App, providing pre-set and custom system profiles with at a glance system control.

This is a key short cut that the end user can use to put their premises into a known state depending on how they want to use the system.

For example, in 'breakfast mode', we might expect the system to be disarmed, kitchen power sockets on and kitchen lights turned on if it is dark outside.



"Security is paramount. I want to feel safe in my own home and know that my family is protected when I am working away"

Mode example:

System perimeter armed, AV plug on, lamp plug turned off

Cinema mode

Recipes in this Mode



Effects in this Mode



Texecom Connect Roadmap

STAGE 1: App, SmartCom, Plugs & API

Premier Elite V4 Firmware

The Texecom Connect SmartCom, App, SmartHub and API all require Premier Elite control panels to run V4 firmware or above. Any legacy Premier Elite control panel can be flash upgraded to the latest firmware. Texecom regularly releases firmware upgrades to enhance performance and provide additional features.



Texecom Connect SmartCom

The Texecom Connect SmartCom is an ethernet communicator that facilitates the Texecom Connect experience by connecting any Premier Elite control panel to a local area network.

The Texecom Connect SmartCom communicates using outbound connections, removing the need to open any router ports, which ensures simplicity of installation and maximum security.

As such, any installation that has an internet connection can reliably use Texecom Connect with the addition of the Texecom Connect SmartCom.

Texecom Connect App

The Texecom Connect App is a smartphone app for iOS devices. Transforming the user experience, the Texecom Connect App adds home automation and end user control to Texecom's Premier Elite range of professional security systems. Featuring a timeline for direct access to events, direct control over home automation devices, recipes to create home automation effects and pre-set system modes, push notifications of system events and direct camera control.



Texecom Connect SmartPlug

Control any mains-powered device remotely with the Texecom Connect SmartPlug. This *Ricochet* enabled wireless plug sits between a wall socket and the power plug of a device, and is controlled via the Texecom Connect App.

Texecom Connect integrates with Texecom's flagship security systems, the Premier Elite Series, to allow you to take direct control of your home and your security. Control the operation of your security system, receive notifications of system events and monitor cameras or activity from anywhere in the world.

Additional devices are planned, including an input/output module to allow wireless control over non-wireless devices, wireless radiator valves and environmental monitoring devices for sensing temperature, humidity and water.

Texecom Connect API



The Texecom Connect API is an integration protocol that interfaces Premier Elite control panels with 3rd party solutions. Currently there are a number in progress, some with smart connectivity providers and others with established players within the security market.

The first Premier Elite 3rd Party integration that will be available using the Texecom Connect API is with Control4, which is certification pending.

Control4 is a leading provider of personalised automation and control solutions, allowing you to control virtually any device in a home or business, automatically. Founded in 2003, the company mission is to deliver an elegant and more affordable way to control and automate lighting, music, video, security and energy in a single room or throughout the entire home. Today, Control4® certified custom integrators work with home and business owners to deliver the transformative benefits of the smart and connected home: convenience, peace of mind and an efficient environment that's comfortable and safe.



Control4 is a registered trademark of Control4 Corporation. All rights reserved.

STAGE 2: SmartHub

Texecom Connect SmartHub

Video verification

The Texecom Connect SmartHub is a video verification and home automation expander. The hub provides secure video handling and the ability to store video and log data locally using a Micro SD card. Cloud based storage is also available, giving users a choice of local storage, cloud based, or a combination of the two.

Remote upgrades

To enhance performance and to maintain the highest levels of security, the Texecom Connect SmartHub firmware is remotely upgradable, as well as offering installers the ability to remotely upgrade the firmware in the connected Premier Elite control panel. Previously Premier Elite firmware upgrades required a site visit, but the addition of the Texecom Connect Hub facilitates remote firmware upgrades.

The Texecom Connect Hub will open a host of new possibilities, and crucially, will be compatible with legacy Premier Elite control panels, making future system upgrades simple and straightforward.

Z-Wave home automation

The Texecom Connect SmartHub includes Z-Wave home automation, opening up connectivity to a wide range of 3rd party home automation devices. Available Z-Wave products include:

- Smart locks
- Lighting
- Temperature and humidity sensing
- Thermostats
- Radiator valves
- Home entertainment
- Controllers for home appliances
- Garden sprinklers
- Automated blinds
- Audio communications



